

for Teachers

Credit ▾ Degrees ▾ Schools ▾

Log in

Sign Up

Search

Stay motivated.  
ter.



What best describes you? ▾

Create An Account

STUDY.COM



Account



Dashboard



Courses



Calendar



Inbox



Help

Home

Announcements

Grades

Modules

Discussions

Study.com

Collapse All

Export Course Content

View Course Stream

New Announcement

View Course Calendar

View Course Notifications

To Do

- Zoom meeting ×  
Aug 6 at 9:53am
- Week # 1 to 8 Math ×  
10 points |  
Dec 31, 2022 at 10:59pm
- Week # 1 to 8 Science ×  
10 points |  
Dec 31, 2022 at 10:59pm
- Week # 1 to 8 Foreign ... ×  
10 points |  
Dec 31, 2022 at 10:59pm
- Week # 1 to 8 Social S... ×  
10 points |  
Dec 31, 2022 at 10:59pm

Enlaces Administrativos


Formulario de Inscripción  
May 30 | 6 pts

Tutoría JivoChat

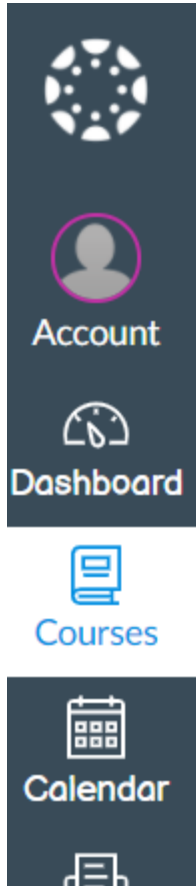
Student services

Aula STUDY.COM

Unit 1 Week 1-8



Clic en el enlace STUDY.COM



☰ 10th Grade > Modules > Enlaces Administrativos > Aula STUDY.COM

[Home](#)

[Announcements](#)

[Grades](#)

[Modules](#)

[Discussions](#) 

[Study.com](#)

This site was opened in a new browser window.

[Open Aula STUDY.COM in a new window](#)

Clic en “Open Aula STUDY.COM..” para abrir el recurso en una nueva ventana.

# Create Your Account


*Please enter the code provided by your school or organization to activate your account.*

Step 1 of 2:

Enter Your Classroom code

**Continue**

Already have an account?  
Log in Here

 Sign in with Google

 Secure Server  
[tell me more](#)

**Clic en "Continue"**

Don't have one? [Get a quote for your school](#)

## Step 2 of 2: Registration Information

1

Full Name 


Please enter your First and Last Name

2

Email 

You'll use this email to log in.

3

Password 

Minimum length: 8 characters

Password is required

4

Password Confirm

By creating an account, you agree to Study.com's [Terms of Use](#) and [Privacy Policy](#).

5

[back](#)

Your selected plan:

Free Student Account

You are joining:

Grade\_10

1. Ingrese su nombre completo.
2. Ingrese su dirección electrónica
3. Elija una contraseña de 8 caracteres o más.
4. Repetir contraseña
5. Clic en “Join Now”

# Welcome to Study.com!

What would you like to do next?

[Browse our Course Catalog](#)

[Explore My Dashboard](#)

Clic en "Explore My Dashboard"



2

- Dashboard
- Recent Activity
- Classrooms
- Assignments
- Profile
- Sign out

Due:  
8/31/21

Due:  
12/31/21

1

- Dashboard
- Recent Activity
- Study Tools
- Classrooms
- Assignments
- Account
- Membership
- Profile

## Dashboard

Recent Activity

No recent activity

Once you start exploring the site, your activity will appear here.

[View all courses](#)

3

Assignments To Do

4

Bone Tissue: Functions and Types

Factoring By Grouping: Steps, Verification & Examples

What is Factoring in Algebra? - Definition & Example

[View All Assignment](#)

- (1) Barra lateral donde se puede acceder al aula virtual y tareas (**Assignments**).
- (2) Menú emergente, desde aquí se cierra sesión al terminar las tareas.
- (3) Accesos directos a las tareas pendientes.
- (4) Si hacemos clic en una de las tareas (Assignments) nos lleva a la lección.



# Bone Tissue: Functions and Types

Chapter 3 / Lesson Text

Video

Quiz

Course

You've been assigned this lesson

Please watch this video and complete the quiz by midnight on August 31, 2021

Class: Grade\_10

Due: Aug 31, 2021

Start assignment

**Clic en START ASSIGNMENT**

*to use minerals (such as calcium) to create solid bone*

You can always view the instructions again by clicking

Study.com

Assignment

Timeline

Autoplay  off

Speed



Video

Quiz

Course

## BONE CONNECTIVE TISSUE



## Bone Connective Tissue

body tissues, allows movement via attached muscles, protects internal organs, and produces blood cells. It is composed primarily of mineralized **collagen** and is produced, maintained, and repaired by three types of cells:

- **Osteoblasts** - produce new bone tissue
- **Osteoclasts** - destroy old or damaged bone tissue
- **Osteocytes** - live inside bone tissue and can produce new bone or destroy old bone in response to applied loading

Bone tissue is classified into two types based on the internal structure of the tissue.

Tissue Type	Characteristics
<b>Compact</b>	strong, dense tissue found in the shaft of long bones in the arms and legs contains <b>osteons</b>
<b>Spongy</b>	less dense, more flexible tissue found in the ends of long bones, pelvis, skull, ribs, spine, and shoulder blades contains <b>trabeculae</b>

Both types of bone contain **bone marrow**. Red bone marrow, which makes up almost 100% of the total bone marrow in children and 50% of the total bone marrow in adults, is very metabolically active and produces blood cells and stem cells. Yellow bone marrow, which makes up the other 50% of bone marrow in adults, contains mostly fat tissue.

The structural unit of compact bone is the **osteon**. In each osteon, there is a central **Haversian canal** that contains blood vessels, and it is surrounded by concentric rings of mineralized collagen known as **lamellae**. Between the lamellae, there are tiny holes known as **lacunae** that contain osteocytes. Osteocytes communicate with each other through very tiny channels known as **canaliculi**.

[Print Lesson](#)
[Next Lesson →](#)

El video empieza a correr. Lo mismo que aparece en audio también aparece en inglés en formato texto. Una buena forma de llevar la lectura y audio a la vez, mejora mucho nuestro inglés.

Si queremos imprimir la lección se usa el enlace al final de la página.

Frequently Asked Questions

**Video** **Quiz** **Course**

### BONE CONNECTIVE TISSUE

**Video** **Quiz** **Course**

Instructions:  
Choose an answer and hit 'next'. You will receive your score and answers at the end.

Complete this quiz to finish the assignment for **Grade\_10** due on **Aug 31, 2021**

If you break a bone, the part of the bone that might bleed would be found in the \_\_\_\_.

[Report an Error](#)  
question 1 of 5

osteo canal where osteoblasts are found

lacuna

Haversian (central) canal, which contains the blood and nerve supply

lamella

**Next**

Todas las lecciones tienen una evaluación de selección múltiple y una hoja de trabajo.

Estas son actividades para evaluar lo aprendido. Cada semana, adicionalmente los profesores subirán un proyecto o tarea adicional en Canvas que servirá también para la nota final.

**Next**

Worksheet

[Print Worksheet](#)

1. The functional unit of bone is an \_\_\_\_.

a. osteoblast

# Additional Learning

To learn more about bones, review the accompanying lesson on the functions and types of bone tissue. This lesson covers the following objectives:

- Define major components that make up bone tissue
- Define lamellae, lacunae, and canaliculi
- Understand anatomy of bone tissue
- Discuss bone formation and degradation
- Learn about osteoporosis

## Practice Exams

---

### Final Exam

---

#### Biology 105: Anatomy & Physiology

Status: Not Started

 Take Exam

### Chapter Exam

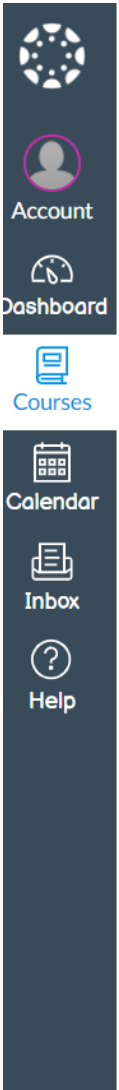
---

#### Tissue Biology

Status: Not Started

 Take Exam

Al final de la lección aparecen contenidos adicionales en caso quieras ampliar el tema.



Home

Announcements

Grades

Modules

Discussions

Study.com

Collapse All

↔ Export Course Content

📊 View Course Stream

📣 New Announcement

📅 View Course Calendar

🔔 View Course Notifications

Para solicitar ayuda con los contenidos debes usar este enlace y abrir JivoChat en una nueva ventana.

📄 Tutoría JivoChat









📄 Student services




🔗 Aula STUDY.COM

▼ Unit 1 Week 1-8

To Do

- 📣 Zoom meeting ×  
Aug 6 at 9:53am
- 📄 Week # 1 to 8 Math ×  
10 points |  
Dec 31, 2022 at 10:59pm
- 📄 Week # 1 to 8 Science ×  
10 points |  
Dec 31, 2022 at 10:59pm
- 📄 Week # 1 to 8 Foreign ... ×  
10 points |  
Dec 31, 2022 at 10:59pm
- 📄 Week # 1 to 8 Social S... ×  
10 points |  
Dec 31, 2022 at 10:59pm

- 
-  Account
-  Admin
-  Dashboard
-  Courses
-  Calendar
-  Inbox
-  Help

- [Outcomes](#) 
- [Rubrics](#) 
- [Quizzes](#) 
- [Study.com](#)
- [Settings](#)

Navegamos hasta la parte inferior de la página e ingresamos nuestra solicitud.

Hi.  
Have any questions? Ask away!

Business Messenger by **jivochat**

1

Enter your message



2

Este es un mensaje de prueba.

Please fill in your contact information to send this message.

1

Your name

Your phone

Your email\*

2

Send

Business Messenger by jivochat

Fill the contact form above



Ingresamos nuestro nombre, número de teléfono y correo electrónico.

El único obligatorio es el correo electrónico pero los demás datos ayudan mucho.

Los tutores de los grados 9, 10, 11 y 12 contestan entre las 02:00PM y las 08:00PM de lunes a viernes. Fuera de ese horario tu mensaje se contestará en el siguiente día hábil a partir de las 02:00PM.